

## QUADRO 50

### THE STABLE SUPPORT ARM SYSTEM

#### The most important product features:

- Profile cross-sections: Square 50 mm
- System parts material: diecast aluminium/spheroidal graphite iron, powder coating, RAL 7040
- Suspension profile material: drawn steel, powder coating, RAL 7035
- Various connections available
- Adaptation from square tube to round tube Ø48 possible
- Can be used with all ROLEC command enclosures
- Possible to route connectors such as HDMI, DVI, network adapters, etc.
- Gasket: chloroprene (CR)

---

QUADRO 50 gets its name from the 50 mm square steel profiles which form the basis of the system. Connection joints and couplings are made of high load spheroidal graphite which provides a higher than average bearing strength. The overall static equilibrium of the system is extremely high due to its use of steel profiles.

QUADRO can be assembled quickly and easily at the point of use, thanks to its sophisticated technology. The articulated parts are equipped with a swivel limiter. A control lamp adapter and a QUADRO 50/taraPLUS elbow for connection to the taraPLUS system complete the range. Compatible command enclosures include **commandCASE aluFACE and profiPANEL**.

#### Principle

Closed system with easy access to system parts for medium and heavy loads

#### Additional info

Simple alignment of the system

Heavy-duty system parts made from spheroidal graphite

Signal light adapter available for the elbow

Transition from QUADRO 50 to taraPLUS around 48mm possible with special elbow

Compatible ROLEC control enclosures: commandCASE, aluFACE, profiPANEL

#### Material/coating

System elements: Aluminium and high-tensile spheroidal graphite

Powder coating RAL 7040, window grey

Optional: Special colours

Supportprofile: Steel, drawn

Powder coating RAL 7035, light grey

Optional: Special colours

Bellows: PVC, RAL 7035, light grey

#### Cable routing












Suitable for HDMI, patch cables, USB etc., not suitable for DVI plugs

**Ingress protection**

IP 54 / EN 60529

**Torque for cutting ring screws**

30 Nm = 3 kg/m

| Photo   | No.          | Type                             | Length L | Width W | Height H | Gasket H | Optional available |
|---|--------------|----------------------------------|----------|---------|----------|----------|--------------------|
|    | 140.045.000, | Inclination adaptor 30/60 grades | 0        | 0       | 0        |          | -                  |
|    | 144.020.500  | Square tube 500 mm               | 0        | 0       | 0        |          | -                  |
|   | 144.021.000  | Square tube 1000 mm              | 0        | 0       | 0        |          | -                  |
|   | 144.021.500  | Square tube 1500 mm              | 0        | 0       | 0        |          | -                  |
|   | 144.022.000  | Square tube 2000 mm              | 0        | 0       | 0        |          | -                  |
|    | 147.005.500  | Socket joint                     | 0        | 0       | 0        |          | -                  |
|    | 147.010.000  | Wall joint                       | 0        | 0       | 0        |          | -                  |
|    | 147.015.000  | Intermediate joint               | 0        | 0       | 0        |          | -                  |
|    | 147.020.500  | Elbow                            | 0        | 0       | 0        |          | -                  |
|    | 147.020.501  | Signal light adaptor             | 0        | 0       | 0        |          | -                  |
|   | 147.025.500  | Coupling                         | 0        | 0       | 0        |          | -                  |
|  | 147.030.000  | Base                             | 0        | 0       | 0        |          | -                  |
|  | 147.035.500  | Elbow coupling                   | 0        | 0       | 0        |          | -                  |
|  | 147.040.000  | Tube rotation joint              | 0        | 0       | 0        |          | -                  |
|  | 149.021.000, | taraPLUS/ elbow                  | 0        | 0       | 0        |          | -                  |