

profiPLUS 70

THE PREMIUM DESIGN SUPPORT ARM SYSTEM

IP 54

The key product features:

- System parts material: diecast aluminium, powder coating, RAL 7035
- Suspension profile material: aluminium profile, in anodised silver
- Integrated cable protection in all joint parts
- Integrated set screw system for adjusting the pivoting range
- Many couplings with pre-fitted suspension profile as standard
- Can be used with all ROLEC control enclosures; the perfect complement to 'multiPANEL' and 'profiPANEL'
- Possible to route connectors such as HDMI, DVI, network adapters, etc.
- Comprehensive potential equalisation
- Gasket: chloroprene (CR)

profiPLUS 70 is a modern suspension arm system which combines ergonomic design with advanced technology. The highly attractive appearance perfectly matches the design of modern machines. profiPLUS 70 offers more room for cables and connections than the smaller profiPLUS 50 system. At the same time, the system's bearing strength is significantly higher.

The profiPLUS 70 system is designed for time-saving assembly. For this, ROLEC engineers have developed the "one-screw adjustment" feature which means the system can be fully adjusted by just a single screw. All system couplings are pre-fitted with a support profile as standard, saving assembly time. The ducts in the interior of the system provide space for multiple cables such as HDMI, DVI and network cables. Cable protectors are integrated into all rotating system elements as standard. Fully integrated electrical bonding protects operators and the machinery. A set screw system in the joints allows adjustment of the pivoting range in 30° steps. The range includes reducing adapter for connecting to the profiPLUS 50, thus making it possible to mount display panels from leading manufacturers such as Siemens, B&R and Beckhoff.

Feel free to use our practical suspension arm configurator. Please choose whether you want a horizontal or vertical alignment.

Principle

Economic, compact and elegant designer suspension arm system for medium to heavy loads

Additional info

Possible to connect control enclosures from leading manufacturers such as Siemens, Beckhoff, B&R and ROLEC

The spacious cable routing offers an optimum connection with all interfaces, sufficient space is available for a range of cables and connectors

Patented ROLEC solution for alignment of the complete system in a horizontal direction through a single set screw!

Continuous equipotential bonding, DIN VDE 0113 / EN 60204-1 / IEC 204-1

All couplings are equipped with pre-fitted support profile as standard

Integrated cable protection in all system parts

Optional: Signal light adapters for joint and elbow

Material/coating

Diecast aluminium alloy, powder coated RAL 7035 light grey

Optional: Special colours

Support profiles: Extruded aluminium profile, anodised silver, preformed fastening thread

Optional: Anodised special colours or powder coated

Covers: Plastic (POM), RAL 7015 slate grey

Bellows: PVC-P, RAL 7016 anthracite grey, temperature resistance: -30°C to +70°C

Gasket

Chloroprene O-ring gasket (CR)

Cable routing

Suitable for HDMI, patch cables, DVI, USB, cold-device plugs etc.

Ingress protection

IP 54 / EN 60529

Customising

Learn more about our [full customising service for installation-ready enclosures](#)


























Photo	No.	Type	Length L	Width W	Height H	Gasket H	Optional available
	143.000.001	70/50 adaptor	0	0	0		-
	143.000.250	Support profile 250 mm	0	0	0		-
	143.000.500	Support profile 500 mm	0	0	0		-
	143.000.750	Support profile 750 mm	0	0	0		-
	143.001.000	Support profile 1000 mm	0	0	0		-
	143.001.500	Support profile 1500 mm	0	0	0		-
	143.005.000	Socket joint	0	0	0		-
	143.005.001	Socket joint, upright	0	0	0		-
	143.010.000	Wall joint	0	0	0		-
	143.010.001	Wall joint, upright	0	0	0		-
	143.015.000	Intermediate joint	0	0	0		-
	143.020.000	Elbow	0	0	0		-
	143.020.002	Elbow coupling 70/48	0	0	0		-
	143.020.002.	Elbow coupling 70/48	0	0	0		-
	143.020.501	Signal light adaptor, joint	0	0	0		-
	143.020.502	Signal light adaptor, elbow	0	0	0		-
	143.030.000	Base	0	0	0		-
	143.030.160	Mobile base	0	0	0		- Upright - Pivoting
	143.034.000	Elbow coupling, upright	0	0	0		-
	143.035.000	Elbow coupling, hanging	0	0	0		-
	143.036.000	Elbow coupling A, upright	0	0	0		-
	143.037.000	Elbow coupling A, hanging	0	0	0		-
	143.038.000	Elbow console coupling A, upright	0	0	0		-
	143.039.000	Elbow console coupling A, hanging	0	0	0		-
	143.240.250	Coupling, upright 250 mm	0	0	0		-

Photo	No.	Type	Length L	Width W	Height H	Gasket H	Optional available
	143.240.500	Coupling, upright 500 mm	0	0	0		-
	143.240.750	Coupling, upright 750 mm	0	0	0		-
	143.241.000	Coupling, upright 1000 mm	0	0	0		-
	143.250.250	Coupling, hanging 250 mm	0	0	0		-
	143.250.500	Coupling, hanging 500 mm	0	0	0		-
	143.250.750	Coupling, hanging 750 mm	0	0	0		-
	143.251.000	Coupling, hanging 1000 mm	0	0	0		-
	143.260.250	Coupling A, upright 250 mm	0	0	0		-
	143.260.500	Coupling A, upright 500 mm	0	0	0		-
	143.260.750	Coupling A, upright 750 mm	0	0	0		-
	143.261.000	Coupling A, upright 1000 mm	0	0	0		-
	143.270.250	Coupling A, hanging 250 mm	0	0	0		-
	143.270.500	Coupling A, hanging 500 mm	0	0	0		-
	143.270.750	Coupling A, hanging 750 mm	0	0	0		-
	143.271.000	Coupling A, hanging 1000 mm	0	0	0		-
	143.280.250	Console coupling A, upright 250 mm	0	0	0		-
	143.280.500	Console coupling A, upright 500 mm	0	0	0		-
	143.280.750	Console coupling A, upright 750 mm	0	0	0		-
	143.281.000	Console coupling A, upright 1000 mm	0	0	0		-
	143.290.250	Console coupling A, hanging 250 mm	0	0	0		-
	143.290.500	Console coupling A, hanging 500 mm	0	0	0		-
	143.290.750	Console coupling A, hanging 750 mm	0	0	0		-
	143.291.000	Console coupling A, hanging 1000 mm	0	0	0		-